

Winchester/NRA Marksmanship Qualification Program

Table of Contents

Marksmanship Qualification Program2

Just for Women—Women on Target®4

Pistol Qualification6

Conventional “Bullseye” Pistol Qualification.....8

International Air Pistol Qualification.....10

International Air Rifle Qualification.....11

Silhouette Pistol Qualification12

Silhouette Rifle Qualification.....14

4-Position Rifle Qualification16

Light Rifle Qualification.....18

American Rifleman Qualification20

High Power Rifle Qualification.....22

Shotgun Qualification.....24

Muzzleloading Qualification26

Hunter Marksmanship Qualification28

Qualification Awards.....30

What Can You Do Next?34

NRA Programs and Opportunities36

Winchester Red W Club.....37

Ensuring the Future38

Join the NRA38

Score Sheets.....39

**Produced by the Education and Training Division
of the National Rifle Association of America**

Winchester/NRA Marksmanship Qualification Program

The Winchester/NRA Marksmanship Qualification Program is a skill development program. It has been the flagship of NRA's training development programs for over 80 years. Instructors and coaches use the qualification program as a guideline to train new shooters, both juniors and adults, in their clubs. Individuals who are not involved in organized programs also use the qualification program as a tool to develop their own shooting skills.

Qualification shooting is a year-round shooting activity that provides incentive awards for developing and improving marksmanship skills.

Progression is self-paced and scores are challenging but attainable. Performance is measured against established par scores and any shooter who meets or exceeds those scores is entitled to the corresponding recognition awards for that rating.

It's on the honor system! Shooters acquire the large discipline patch at the onset of the program and as each rating is earned, they are entitled to all of the corresponding awards for that rating. Each rating level has a skill rocker, medal, pin, and certificate award that recognizes and highlights the achievement.

The courses of fire in the qualification program are designed to take shooters from beginning skill levels (Pro-Marksman and Marksman) through intermediate levels (Marksman 1st Class, Sharpshooter, and Expert) up to the nationally recognized skill level – Distinguished Expert, the pinnacle of the program. By the time a shooter completes the Distinguished Expert rating, he or she has attained a proficiency level paralleling that of a competitively classified Sharpshooter.

Qualification shooting can be conducted anywhere – on public ranges,

at your favorite club range, even on your own home range. BB and pellet gun shooters will find air gun qualification courses especially suited for home air gun ranges and family learning environments. Parents can shoot side by side with their children or start a neighborhood air gun shooting sports program for their children and their friends.

The following information applies to the overall qualification program—all disciplines, all courses of fire.

Safety

When firing for qualification ratings, always follow the NRA gun safety rules:

- **ALWAYS** keep the gun pointed in a safe direction.
- **ALWAYS** keep your finger off the trigger until ready to shoot.
- **ALWAYS** keep the gun unloaded until ready to use.

For more information on safety, order the *NRA Gun Safety Rules* or *Smart and Safe* brochures (see page 31 for ordering information).

Rules

Discipline-specific standards are listed with each course of fire. If specific exceptions are not made, the official NRA Rules apply. Shooters who are not familiar with shooting terms, targets, equipment, positions, scoring procedures, etc., should attend an NRA Basic Firearm Training Course and obtain a copy of the appropriate rule book for a greater understanding of the discipline before firing for qualification. Rule books are listed in the price list in the back of this book.

Eligibility

Qualification courses of fire are open to everyone – men and women, adults and youth.

Administration

Qualification shooting is based on the honor system. It can be a self-administered activity or it can be administered by parents, club leaders, coaches, or instructors as part of a family, club, or group program.

Disabled Shooters

Persons with physical disabilities are welcome to participate in the Marksmanship Qualification Program. A physical disability may result in a marksman having to assume a non-traditional adaptive shooting position. For more information, contact NRA Disabled Shooting Services, at (703) 267-1495 or disabled-shooting@nrahq.org, for guidance in the use of adaptive shooting positions.

Targets

Target designations are listed under each discipline. Targets with "TQ" designations are training and qualification targets. TQ targets usually have larger bullseyes and scoring areas than competition targets. Alpha series targets, such as "A" (smallbore rifle), "B" (pistol), and "AR" (air rifle), are official competition targets. Alpha series targets are used for most all other formal shooting activities – postal matches, leagues, and competition. Any number appearing after a "/" in any target designation (AR-5/10, TQ-1/1), indicates the number of bullseyes that are on the paper target.

Target Manufacturers

Targets are available at most sporting goods stores. If you cannot find them locally, contact one of the NRA's licensed manufacturers. The following manufacturers sell a full line of targets and offer quantity and/or NRA instructor discounts:

Alco Target Company, California
(888) 258-4814

American Target Company, Colorado
(303) 733-0433

Central Target Company, Kentucky
(800) 843-5746

National Target Company, Maryland
(800) 827-7060

U.S. Target Company, Michigan
(800) 746-6836

Also, visit www.nrahq.org/compete for a list of NRA licensed manufacturers.

Awards

All awards, Pro-Marksman through Distinguished Expert, are ordered directly from the NRA Program Materials Center by the shooter or the program administrator. Program administrators should order awards in advance so they are available as soon as the rating is earned – *instant recognition*. Individual shooters can order awards as each skill level is attained. Refer to the price list on pages 28-31 for award descriptions and item numbers.

Ratings

Ratings in the qualification program must be earned in sequence from the beginning. While beginning ratings may be relatively easy for some shooters to obtain, these ratings and the recognition the shooters receive keep interest high and help sustain shooters when ratings become much more difficult to obtain. NRA does not track earned ratings.

Scores

In all cases, scores fired for qualification must be applied to the rating on which the shooter is currently working. Scores may not be held and used for higher ratings. In most cases, each skill level requires that you achieve a score a particular number of times to complete the level. However, they do not have to be fired consecutively or in the same session. Scores fired in practice sessions, leagues, or matches may all be applied toward qualification ratings.

Records

A record of the date when each rating was achieved and the awards that were acquired should be kept by the shooter or the program administrator.

Distinguished Expert Rating

In order to encourage completion of the Winchester/NRA Marksmanship Qualification Program through the highest rating, shooters have the option of qualifying for the Distinguished Expert rating by participating in formal competition using a lower score requirement, or outside of formal competition using a higher score requirement. Shooters may also qualify for Double and Triple Distinguished Expert ratings by completing one rating per discipline of rifle, pistol, or shotgun.

Witness Requirement

All firing for the Distinguished Expert rating must be witnessed by an NRA member (with current ID number), or an NRA instructor or coach (with current ID number). Exception: shooters who fire scores in formal competition use the tournament results bulletin from the required number of matches as validation. Shotgun shooters must save their shooting receipt and score record from each round required.

NRA Basic Courses

New shooters are encouraged to contact a local NRA instructor to enroll in a basic course. Basic firearm training courses are fun, informative, and provide a good foundation of knowledge that can be applied to all shooting activities. To obtain a list of NRA instructors who offer basic firearms training courses in your area, call the automated telephone help line at (703) 267-1430. If you can not attend a course, read the course handbooks

(see list on page 31). They contain a wealth of information that will help improve your shooting.

Basic Practical Rating

The Basic Practical rating is recommended for all participants, but is *not* a required rating in the qualification program. This rating is obtained by completing the practical exercise conducted during an NRA Basic Course. The Basic Practical skill rocker is awarded if you complete the basic practical rocker exercises provided as an option in an NRA Basic Firearms Training Course.

NRA Member Benefits

NRA members who have completed all the lower ratings and the requirements for Distinguished Expert should contact the National Rifle Association. The NRA provides national recognition for all members who reach this prestigious level of accomplishment provided they:

- have fired the required scores
- have acquired the awards for all the lower ratings
- provide a current NRA member ID number
- request recognition within 60 days of the accomplishment

Paid membership application or renewal memberships may be submitted with the Distinguished Expert report form. As soon as the requirements for the Distinguished Expert rating have been completed, call (703) 267-1505 or visit the Marksmanship Qualification Program section of the NRA Web site at www.nrahq.org/youth to print a Distinguished Expert Report Form.

If you have questions, contact the NRA Qualification Coordinator at marksmanship@nrahq.org or (703) 267-1505.

Just For Women

Women On Target®

has added specially designed patches for
rifle, pistol and shotgun to the
**Winchester/NRA Marksmanship
Qualification Program**
~ just for you!



Now women all across the country have an even greater incentive to develop their recreational shooting skills using the Winchester / NRA Marksmanship Qualification Program.

It's fun! It's easy! And every time you go to the range (and you'll want to go often) you can apply your practice scores to the rating requirements.



It's Simple...

- *Select ANY course of fire in the Winchester/NRA Marksmanship Qualification Program. (See pgs 6-29)*
- *Order the corresponding Women On Target® Qualification Patch.*
- *Follow the course of fire as described and add the skill rocker awards to your Women On Target® Qualification Patch as you complete the requirements.*
- *Certificates, pins, and medals are available too! (See pgs 30-32)*



Aim For This!



**Distinguished
Expert Rating**

And there's more!

Achieve the Distinguished Expert rating, and NRA's Women's Programs Department will promote you, your picture, and your Distinguished Expert achievement on the Women On Target® Qualification webpage. Visit www.nrahq.org/women/quals.asp!

What are you waiting for? Grab your favorite firearm, a friend or two, (and, of course, some Winchester ammunition) and head to the range!

Pistol Qualification

◆ Accuracy ◆ Dexterity ◆ Precision
◆ Speed

Develop the skills needed to participate in NRA Action Pistol competition, as well as the basic skills required for personal protection. An NRA Basic Pistol, Personal Protection or FIRST Steps Pistol Orientation course will provide an excellent foundation of knowledge to build upon. The NRA Handgun Qualification Course provides the perfect self-paced shooting activity to help develop your skills and reward your achievements.



Rules

All rules and requirements for this qualification course are listed below.

Guns

Any safe semi-automatic pistol or revolver may be used. All calibers compete together.

Sights

Metallic, telescopic, or electronic sights may be used.

Targets

Nine-inch paper plates or paper discs, and D-1 or D-2 precision targets (trademarked as the Bianchi target) are used.

Timers

When time restrictions are specified, shooters should have another individual act as timekeeper, or play a recorded tape with timing sequences and start/stop signals.

Awards

- Handgun Qualification Patch
- Skill Rockers
- Medals and Medal Bar
- Skill Level Pins



See page 28 for complete information on qualification awards. Reference Materials on page 31.

Pistol Course of Fire

Basic Practical:

This rating is achieved by completing the practical exercise conducted during the NRA Basic Pistol Course.

Pro-Marksman:

Position: Benchrest, two hands.

Distance: 15 feet.

Target: Paper plates or paper disks (nine-inch diameter).

Time: No restrictions.

Rating Requirements: Acquire 10 plates with five shots on each plate. All shots must be inside a half-inch margin from the edge of the plate. The 10 plates do not have to be fired in succession or on the same day.

Marksman:


Position: Standing, two hands.

Distance: 15 feet.


Target: Paper plates or paper disks (nine-inch diameter).

Time: No restrictions.

Rating Requirements: Acquire 10 plates with 10 shots on each plate. All shots must be inside a one and a half-inch margin from the edge of the plate. The 10 plates do not have to be fired in succession or on the same day.



Inside 1/2" Margin on Plate.



Inside 1-1/2" Margin on Plate.

Marksman First Class:

Position: Standing, two hands with strong side and weak side stages.
Note: Strong side means the strong hand— usually the writing hand—grips the gun first and functions the trigger while the weak hand grips second. Weak side means the weak hand grips first and functions the trigger while the strong hand grips second.

Distance:
 15 feet D-2 target.
 30 feet D-1 target.

Target: D-1 or D-2 precision target.
 This event is conducted in two stages. Both stages must be completed in the same session to qualify as one completed course of fire.

Stage 1: Five shots in three minutes, strong side.

Stage 2: Five shots in three minutes weak side.

A total of 10 shots per target.
 Possible score per target: 100.

Rating Requirements: Acquire 10 targets, 5 with a score of 46 or better and 5 with a score of 56 or better. The 10 targets do not have to be fired in succession or on the same day.

Sharpshooter:

Position: Standing, ready, two hands, with strong side and weak side stages.

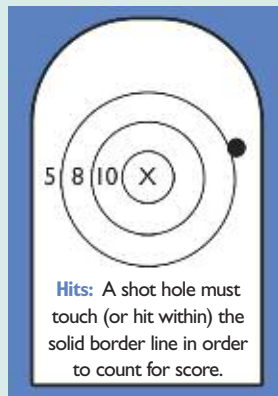
Distance: 15 feet D-2 target.
 30 feet D-1 target

Target: D-1 or D-2 precision target.

This event is conducted in two stages. Both stages must be completed in the same session to qualify as one completed course of fire.

Stage 1 Strong Side: Five shots in 20 seconds.

Stage 2 Weak Side: Five shots in 20 seconds.



A total of 10 shots per target. Possible score per target: 100.

Rating Requirements: Acquire 10 targets, five with a score of 60 or better and five with a score of 65 or better. The 10 targets do not have to be fired in succession or on the same day.

Expert:

Position: Standing, ready, one hand, with strong side and weak side stages.

Distance: 15 feet D-2 target.
 30 feet D-1 target.

Target: D-1 or D-2 precision target.

This event is conducted in two stages. Both stages must be completed in the same session to qualify as one completed course of fire.

Stage 1 Strong Side: Five shots in three minutes and five shots in 10 seconds.

Stage 2 Weak Side: Five shots in three minutes and five shots in 10 seconds.

A total of 20 shots (10 per target).
 Possible score: 200.

Rating Requirements: Two times over the course with a minimum score of 130 or better and three times over the course with a minimum score of 150 or better. The number of courses does not have to be fired in succession or on the same day.

Distinguished Expert:

Firing for the Distinguished Expert rating must be witnessed by an NRA member (with current ID number), or an NRA Instructor or coach (with current ID number).

Position: Standing, ready, with two hands; strong hand and weak hand stages.

Distance: 15 feet D-2 target.
 30 feet D-1 target.

Target: D-1 or D-2 precision target.

Target Setup:

D-1: One target hung with the top edge of the target at eye level.

D-2: One target hung with the top edge of the targets at eye level.

This event is conducted in four stages. The four stages must be completed in the same session to qualify as one completed course of fire.

Stage 1: 6 rounds, strong side, 2 hands in 10 seconds.

Stage 2: 6 rounds, strong side, 1 hand in 10 seconds.

Stage 3: 6 rounds, weak side, 2 hands in 10 seconds.

Stage 4: 6 rounds, weak side, 1 hand in 10 seconds.

Rating Requirement: Three times over the course with a minimum score of 175, and three times over the course with a minimum score of 200. The number of courses does not have to be fired in succession or on the same day.



Conventional Bullseye Pistol Qualification

◆ Slow Fire ◆ Timed Fire ◆ Rapid Fire

Bullseye pistol shooting is one of the most popular shooting sports. Shot indoors, these courses of fire emphasize the development of competition bullseye pistol shooting skills. Competitive bullseye shooting is also known as “conventional pistol.” The precision required in bullseye shooting helps to hone your trigger control and concentration skills. These skills will be of great value if you decide to move on to action pistol shooting. While some shooters may prefer the course of fire that emphasizes stage (slow, timed, and rapid fire) skill development, others may prefer the course that stresses aggregate (total score) skill development. Both are provided so you can shoot the course of fire that is right for you.

Rules

NRA Pistol Rules will apply, except where specific exceptions are made.

Guns

Any safe rimfire or centerfire revolver or semi-automatic pistol may be used.

Sights

Metallic, telescopic, or electronic sights are permitted, with the exception of any sight that projects an image onto the target.

Position

Except for the Pro-Marksman and Marksman rating, all shooting is done from the standing position using one hand, and no support is allowed.

The conventional “bullseye” pistol qualification is fired from the standing position using one hand, except for the first three ratings (Pro-Marksman, Marksman, and Marksman 1st Class) where the benchrest or two-handed standing positions may be used.

Target and Distance Options

Any of the following targets and distance combinations may be used: TQ-6 slow fire target, and TQ-7 timed

and rapid fire target at 25 feet. B-2 slow fire target, and B-3 timed and rapid fire target at 50 feet. B-16 slow fire target, and B-8 timed and rapid fire target at 25 yards. B-6 slow fire target at 50 yards, and B-8 timed and rapid fire target at 25 yards. B-4 target at 20 yards.

Shots Per Target

Traditionally, 10 shots per target are fired on “B” series targets. However, if scoring becomes too difficult, shooters have the option of using two targets and firing five shots on each. The five-shot firing option (two targets, five shots per) are fired on the TQ series targets.

Slow Fire

Slow fire is 10 rounds fired in 10 minutes.

Timed Fire

Timed fire is 10 rounds fired in two five-shot strings at 20 seconds per string.

Rapid Fire

Rapid fire is 10 rounds fired in two five-shot strings at 10 seconds per string.

Aggregate

The aggregate course is 30 shots that must be fired as a complete unit in the same session in order to qualify as a viable course of fire. Each qualifying course of fire must meet or exceed the minimum score or the complete aggregate must be refired.

An aggregate consists of a total of 30 shots fired as follows:

- 10 shots slow fire – 10 shots fired in 10 minutes
- 10 shots timed fire – five shots fired in 20 seconds, two times
- 10 shots rapid fire – five shots fired in 10 seconds, two times

Awards

- Pistol Qualification Patch
- Skill Rockers
- Parchments Certificate
- Medals and Medal Bar
- Skill Level Pins



See page 28 for complete information on qualification awards. Reference Materials on page 31.

COURSES OF FIRE

Conventional "Bullseye" Pistol - Stage Skill Course

Rating	Number of Shots	Required Slow Fire/Score (possible score)	Repetitions	Required Timed Fire/Score (possible score)	Repetitions	Required Rapid Fire/Score (possible score)	Repetitions
Basic Practical	This rating is achieved by completing the practical exercise conducted during an NRA Basic Pistol Course.						
Pro-Marksman	10	40/100	5 times				
Marksman	10	45/100	5 times				
Marksman 1st Class	10	50/100	5 times				
Sharpshooter	10	60/100	5 times				
Bar 1	10	62/100	2 times	40/100	2 times		
Bar 2	10	64/100	2 times	46/100	2 times		
Bar 3	10	66/100	2 times	52/100	2 times		
Bar 4	10	68/100	2 times	58/100	2 times		
Bar 5	10	70/100	2 times	64/100	2 times	40/100	2 times
Bar 6	10	72/100	2 times	70/100	2 times	50/100	2 times
Bar 7	10	74/100	2 times	76/100	2 times	60/100	2 times
Bar 8	10	76/100	2 times	82/100	2 times	70/100	2 times
Bar 9	10	78/100	2 times	88/100	2 times	78/100	2 times
The course of fire for Expert and Distinguished Expert ratings consists of a 30-shot aggregate. Each qualifying aggregate must meet or exceed the required score or the complete aggregate must be refired.							
Expert	Score: 250 or better. Five (5) aggregates are required.						
Distinguished Expert	Score: 269/300 or better 10 times, or 258 or better in two NRA sanctioned pistol competitions. (See Witness Requirements, page 3.)						

Conventional "Bullseye" Pistol - Aggregate Skill Course

Rating	Required Score/Possible Score	Repetitions
Basic Practical	This rating is achieved by completing the practical exercise conducted during an NRA Basic Pistol Course.	
Pro-Marksman	120/300	2 times
Marksman	150/300	3 times
Marksman 1st Class	200/300	6 times
Sharpshooter	225/300	8 times
Expert	250/300	8 times
Distinguished Expert	Score: 269/300 or better 10 times, or 258 or better in two NRA sanctioned pistol competitions. (See Witness Requirements, page 3.)	

International Air Pistol Qualification

◆ International-Style Shooting



This air pistol qualification course is designed to introduce shooters to the challenge of air pistol shooting by starting with the benchrest and two-handed standing positions then progressing to the one-handed standing position. The required number of shots in the course also increases in stages to help new shooters develop the strength and endurance necessary to complete a full course of fire.

Rules

NRA Pistol Rules will apply, except where specific exceptions are made.

Gun

Any safe .177 caliber spring, pneumatic, or CO₂ gas pistol or revolver may be used.

Sights

Only open sights are permitted.

Position

Except for the Pro-Marksman and Marksman rating, all shooting is done from the standing position using one hand, and no support is allowed.

Advanced Supported position: The shooter must be seated and may use supporting materials, such as boxes, duffel bags, bean bags, or sand bags, on the table or bench. The shooter's shooting arm must be fully extended,

with the sights at eye level. The non-firing hand may provide support for the firing hand or the butt of the pistol, and the shooter may rest his or her elbow on the supporting material.

Two-Handed position: Shooter must shoot from a standing position, with the pistol held in both hands. No artificial support is allowed, and the shooter's arm must be fully extended, with sights at eye level. The shooter's non-firing hand may be used to provide support for the firing hand.

Target and Distance

The official B-40 target is used at 10 meters (approximately 33 feet).

Shots Per Bullseye

Five or 10 shots per bullseye can be used for beginner ratings. The number of shots fired per bullseye is optional and should be altered if scoring

becomes difficult. (At elite levels of competition, only one shot is fired at each bullseye).

Ratings

The required number of shots must be fired in the same session to qualify as a completed course of fire. The number of times the course must be repeated does not have to be fired consecutively.

Awards

- International Air Pistol Patch
- Skill Rockers
- Parchment Certificates
- Medals and Medal Bar
- Skill Level Pins



See page 28 for complete information on qualification awards. Reference Materials on page 31.

International Air Pistol

Rating	Position	Number of Shots	Required Score/ Possible Score	Repetitions
Basic Practical	This rating is achieved by completing the practical exercise conducted during an NRA Basic Pistol Course.			
Pro-Marksman	Benchrest	10 shots	40/100	4 times
Marksman	Advanced supported	20 shots	100/200	4 times
Marksman 1st Class	Standing - two hand	30 shots	180/300	4 times
Sharpshooter	Standing - one hand	40 shots	280/400	6 times
Expert	Standing - one hand	40 or 60 shots	316/400 or 474/600	6 times or 4 times
Distinguished Expert	40 or 60 shots, 348/400, 522/600 or better 10 times, or 335/400, 503/600 or better in two NRA sanctioned air pistol competitions. (See Witness Requirements, page 3.)			

International Air Rifle Qualification

◆ International-Style Shooting



This course of fire introduces new shooters to the sport using the benchrest or prone-supported positions before progressing to the standing position. These positions are designed to help shooters reinforce the basic fundamentals during early stages of development. The course of fire progresses from 10 shots, to 20 shots, to an optional 40 or 60 shots. Air rifle shooting can lead to college scholarships, world championships, and even the Olympics.

Rules

NRA International Rifle Rules will apply, except where specific exceptions are made.

Gun

Any safe .177 caliber spring, pneumatic, or CO₂ gas air rifle may be used.

Sights

Any sight not containing a lens or system of lenses may be used. Telescopes are prohibited.

Position

Except for the Pro-Marksman and Marksman ratings, all shooting is done from the standing position.

Target and Distance Options

The AR-5 target is used at 10 meters (approximately 33 feet). Single-, five-, and 10 bullseye targets are available.

Shots Per Bullseye

The number of shots fired per bullseye is optional. Multiple shots may be fired at beginner ratings to conserve targets. (At advanced levels of competition, only one shot is fired at each bullseye).

Ratings

Each course of fire must be fired as a complete unit (in the same session) in order to qualify for a rating. The required number of courses does not have to be fired consecutively.

Awards

- International Air Rifle Patch
- Skill Rockers
- Parchment Certificates
- Medals and Medal Bar
- Skill Level Pins




See page 28 for complete information on qualification awards. Reference Materials on page 31.

International Air Rifle

Rating	Position	Number of Shots	Required Score/ Possible Score	Repetitions
Basic Practical	This rating is achieved by completing the practical exercise conducted during an NRA Basic Rifle Course.			
Pro-Marksman	Benchrest or prone-supported may be used	10 shots	70/100	4 times
Marksman	Benchrest or prone-supported may be used	20 shots	100/200	4 times
Marksman 1st Class	Standing	40 shots	240/400	4 times
Sharpshooter	Standing	40 or 60 shots	280/400 or 420/600	6 times or 4 times
Expert	Standing	40 or 60 shots	320/400 or 480/600	6 times or 4 times
Distinguished Expert	40 or 60 shots, 365/400, 534/600 or better 10 times, or 360/400, 516/600 or better in two NRA sanctioned air rifle competitions. (See Witness Requirements, page 3.)			

Silhouette Pistol Qualification



◆ Hunter's Pistol ◆ Air Pistol ◆ Smallbore Pistol

This course of fire is used to introduce pistol shooters to the sport of Pistol Silhouette shooting. Through this course of fire, beginners and experts alike can develop the skills they need for competitive or recreational shooting. Shooters may use their favorite type of pistol to progress through the skill levels to earn the NRA Pistol Silhouette Qualification ratings. The unique targets—Chicken (gallina), Pig (javelina), Turkey (guajalote), and Ram (borrego)—are challenging and fun.

Rules

NRA Pistol Silhouette Rules will apply, except where specific exceptions are made.

Guns

Hunter's pistol, smallbore pistol and air pistol may be used.

Sights

Metallic, telescopic or electronic sights may be used.

Targets

Four types of steel targets:

- Chicken (chicken)
- Pig (pig)
- Turkey (turkey)
- Ram (ram)

Set five like animals in the same bank;

all in a row facing same direction, one target width apart.

Shooters shoot one bank of targets then continue to a new bank. Example: a shooter will shoot one shot at each target in the bank of chickens, and then proceed to the bank of pigs.

Scoring

All scores are ranked either a hit (silhouette must fall over) or a miss. Targets that slide, turn or rock but do not fall are misses. Common symbols for scoring are an "X" for hit and "O" for miss.

Time Limits

Two minutes to fire one shot on each target of a bank of five targets. Two and a half minutes will be allotted for

Air Pistol on each target of a bank of five targets.

Position

Standing Position: Shooter's option of one or two handed. The body may not support arms. See page 13 of *NRA Pistol Silhouette Rules*.

Awards

- Silhouette Pistol Qualification Patch
- Skill Rockers
- Parchment Certificate
- Medals and Medal Bar
- Skill Level Pins



See page 28 for complete information on qualification awards. Reference Materials on page 31.

Hunter's Pistol

Targets: ½ the size of standard high power rifle targets—see rules 4 (all) and 7.3 in *NRA Pistol Silhouette Rules*.

Distances:

- Chicken (gallina) targets at 40 yds./meters
- Pig (javelina) targets at 50 yds./meters
- Turkey (guajalote) targets at 75 yds./meters
- Ram (borrego) targets at 100 yds./meters

Smallbore Pistol

Targets: ½ the size of standard high power rifle targets for the chicken and ¾ size for pigs, chickens, and rams—see rules 4 (all) and 7.3 in *NRA Pistol Silhouette Rules*.

Distances:

- Chicken (gallina) targets at 40 yds./meters
- Pig (javelina) targets at 50 yds./meters
- Turkey (guajalote) targets at 75 yds./meters
- Ram (borrego) targets at 500 yds./meters

Air Pistol

Targets: 1/10 the size of standard high power rifle targets—see rules 4 (all) and 7.4 in *NRA Pistol Silhouette Rules*.

Distances:

- Chicken (gallina) targets at 10 yds./meters
- Pig (javelina) targets at 12.5 yds./meters
- Turkey (guajalote) targets at 15 yds./meters
- Ram (borrego) targets at 18 yds./meters

COURSES OF FIRE

Hunter's Pistol Silhouette

Level	Targets	Number of Shots	Repetition	Score
Basic Practical This rating is achieved by completing the practical exercise conducted during an NRA Basic Pistol Course.				
Pro-Marksman (Benchrest)	◆ Chicken	10	2	4/10
Marksman (Benchrest)	◆ Chicken ◆ Pig	20	2	10/20
Marksman 1 st Class (Standing Supported)	◆ Chicken ◆ Pig	20	3	12/20
Sharpshooter	◆ Chicken ◆ Turkey ◆ Pig	30	4	18/30
Expert	◆ Chicken ◆ Turkey ◆ Pig ◆ Ram	40	5	24/40
Distinguished Expert	◆ Chicken ◆ Turkey ◆ Pig ◆ Ram	40 shots, 27/40 or better 5 times, or 24/40 or better in two NRA sanctioned pistol silhouette competition. (See Witness Requirements. page 3.)		

Smallbore Pistol Silhouette

Level	Targets	Number of Shots	Repetition	Score
Basic Practical This rating is achieved by completing the practical exercise conducted during an NRA Basic Pistol Course.				
Pro-Marksman (Benchrest)	◆ Chicken	10	2	4/10
Marksman (Benchrest)	◆ Chicken ◆ Pig	20	2	10/20
Marksman 1 st Class (Standing Supported)	◆ Chicken ◆ Pig	20	3	12/20
Sharpshooter	◆ Chicken ◆ Turkey ◆ Pig	30	4	18/30
Expert	◆ Chicken ◆ Turkey ◆ Pig ◆ Ram	40	5	24/40
Distinguished Expert	◆ Chicken ◆ Turkey ◆ Pig ◆ Ram	40 shots, 27/40 or better 5 times, or 24/40 or better in two NRA sanctioned pistol silhouette competition. (See Witness Requirements. page 3.)		

Air Pistol Silhouette

Level	Targets	Number of Shots	Repetition	Score
Basic Practical This rating is achieved by completing the practical exercise conducted during an NRA Basic Pistol Course.				
Pro-Marksman (Benchrest)	◆ Chicken	10	2	4/10
Marksman (Benchrest)	◆ Chicken ◆ Pig	20	2	10/20
Marksman 1 st Class (Standing Supported)	◆ Chicken ◆ Pig	20	3	12/20
Sharpshooter	◆ Chicken ◆ Turkey ◆ Pig	30	4	18/30
Expert	◆ Chicken ◆ Turkey ◆ Pig ◆ Ram	40	5	24/40
Distinguished Expert	◆ Chicken ◆ Turkey ◆ Pig ◆ Ram	40 shots, 27/40 or better 5 times, or 24/40 or better in two NRA sanctioned pistol silhouette competition. (See Witness Requirements. page 3.)		

Rifle Silhouette Qualification



◆ High Power Rifle ◆ Smallbore Rifle
◆ Air Rifle

The NRA Rifle Silhouette course of fire is designed to introduce rifle shooters to the sport of Rifle Silhouette shooting. Through this course of fire, beginner and expert Silhouette shooters can develop skills they need for competitive or recreational shooting. Using a high power, smallbore, or air rifle shooters can progress through the skill levels to earn the unique NRA Rifle Silhouette Qualification ratings.

Rules:

NRA Rifle Silhouette Rules will apply, except where specific exceptions are made.

Guns:

High Power (see Rule 3.1):

- 6mm or larger, no belted cartridges or magnums are allowed
- Max weight 10 lbs., two oz., including sights
- Magazines: No more than five rounds

Smallbore Rifle (see Rule 3.2):

- Only .22 Short, Long or Long Rifle rimfire cartridges

Open Air Rifle (see Rule 3.3(c)):

- Any air rifle weighing no more than 16lbs with scope and mounts.

Sights

Use of any scopes or iron sights, including diopter sights, are allowed.

Position

Any standing position without artificial support.

Targets

Four types of steel targets:

- Chicken (chicken)
- Pig (pig)
- Turkey (turkey)
- Ram (ram)

Steel Thickness:

- **High Power** – ½-inch thick for chicken and pig; and ¾-inch thick for turkey and ram
- **Smallbore Rifle** – no less than ¼-inch thick and no more than ½-inch thick for chicken. Pig, turkey, and ram should be ¼-inch thick.
- **Air Rifle** – ⅛-inch thick.

Shooters shoot one bank of targets then continue to a new bank. Example: a shooter will shoot one shot at each target in the bank of chickens, and then proceed to the bank of pigs.

Scoring

All scores are ranked either a hit (silhouette must fall over) or a miss. Targets that slide, turn or rock but do not fall, are misses. Common symbols for scoring are an "X" for hit and "O" for miss.

Time Limits

2½ minutes to fire one shot on each target of a bank of five targets.

Awards:

- Silhouette Rifle Qualification Patch
- Skill Rockers
- Parchment Certificate
- Medals and Medal Bar
- Skill Level Pins



See page 28 for complete information on qualification awards. Reference Materials on page 31.

High Power Rifle

Targets: Standard High Power Rifle Silhouette Targets

Distances:

- Chicken (gallina) targets at 200 yds./meters
- Pig (javelina) targets at 300 yds./meters
- Turkey (guajalote) targets at 385 yds./meters
- Ram (borrego) targets at 500 yds./meters

Smallbore Rifle

Targets: 1/5 size of standard High Power Rifle Silhouette Targets

Distances:

- Chicken (gallina) targets at 40 yds./meters
- Pig (javelina) targets at 60 yds./meters
- Turkey (guajalote) targets at 77 yds./meters
- Ram (borrego) targets at 500 yds./meters

Air Rifle

Targets: 1/10 size of standard High Power Rifle Silhouette Targets

Distances:

- Chicken (gallina) targets at 20 yds./meters
- Pig (javelina) targets at 30 yds./meters
- Turkey (guajalote) targets at 36 yds./meters
- Ram (borrego) targets at 500 yds./meters

COURSES OF FIRE

High Power Rifle Silhouette

Level	Targets	Number of Shots	Repetition	Score
Basic Practical This rating is achieved by completing the practical exercise conducted during an NRA Basic Rifle Course.				
Pro-Marksman (Benchrest)	◆ Chicken	10	2	3/10
Marksman (Benchrest)	◆ Chicken ◆ Pig	20	2	8/20
Marksman 1 st Class (Standing Supported)	◆ Chicken ◆ Pig	20	3	10/20
Sharpshooter	◆ Chicken ◆ Turkey ◆ Pig	30	4	15/30
Expert	◆ Chicken ◆ Turkey ◆ Pig ◆ Ram	40	5	22/40
Distinguished Expert	◆ Chicken ◆ Turkey ◆ Pig ◆ Ram	40 shots, 27/40 or better 5 times, or 24/40 or better in two NRA sanctioned rifle silhouette competition. (See Witness Requirements. page 3.)		

Smallbore Rifle Silhouette

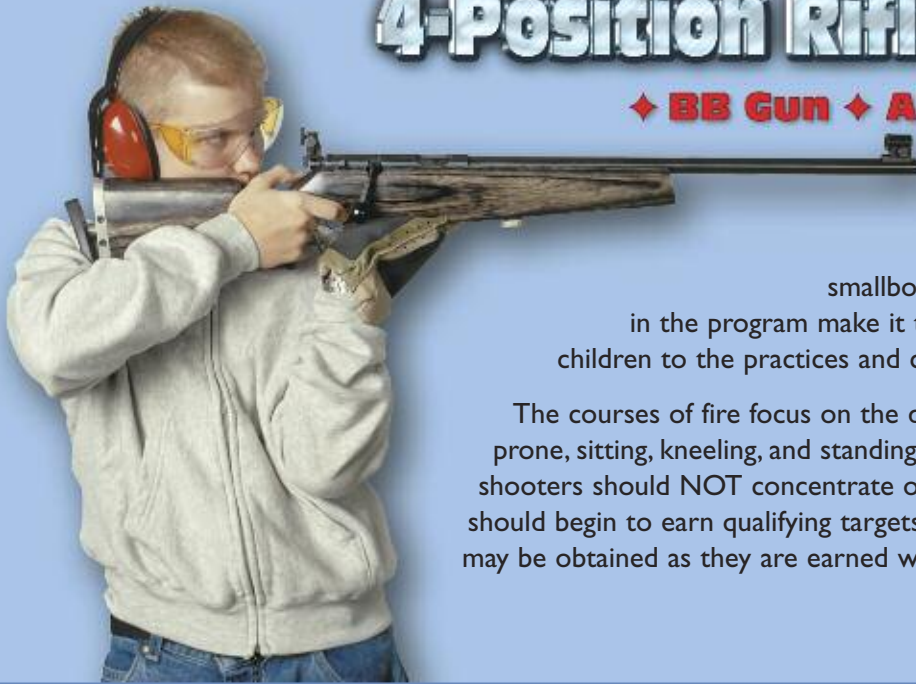
Level	Targets	Number of Shots	Repetition	Score
Basic Practical This rating is achieved by completing the practical exercise conducted during an NRA Basic Rifle Course.				
Pro-Marksman (Benchrest)	◆ Chicken	10	2	4/10
Marksman (Benchrest)	◆ Chicken ◆ Pig	20	2	10/20
Marksman 1 st Class (Standing Supported)	◆ Chicken ◆ Pig	20	3	12/20
Sharpshooter	◆ Chicken ◆ Turkey ◆ Pig	30	4	18/30
Expert	◆ Chicken ◆ Turkey ◆ Pig ◆ Ram	40	5	24/40
Distinguished Expert	◆ Chicken ◆ Turkey ◆ Pig ◆ Ram	40 shots, 27/40 or better 5 times, or 24/40 or better in two NRA sanctioned rifle silhouette competition. (See Witness Requirements. page 3.)		

Air Rifle Silhouette

Level	Targets	Number of Shots	Repetition	Score
Basic Practical This rating is achieved by completing the practical exercise conducted during an NRA Basic Rifle Course.				
Pro-Marksman (Benchrest)	◆ Chicken	10	2	4/10
Marksman (Benchrest)	◆ Chicken ◆ Pig	20	2	10/20
Marksman 1 st Class (Standing Supported)	◆ Chicken ◆ Pig	20	3	12/20
Sharpshooter	◆ Chicken ◆ Turkey ◆ Pig	30	4	18/30
Expert	◆ Chicken ◆ Turkey ◆ Pig ◆ Ram	40	5	24/40
Distinguished Expert	◆ Chicken ◆ Turkey ◆ Pig ◆ Ram	40 shots, 27/40 or better 5 times, or 24/40 or better in two NRA sanctioned rifle silhouette competition. (See Witness Requirements. page 3.)		

4-Position Rifle Qualification

◆ **BB Gun** ◆ **Air Rifle** ◆ **Smallbore Rifle**



Indoors or outdoors, the 4-position qualification course may be used by BB gun shooters, air rifle shooters, and smallbore rifle shooters alike! The air gun components in the program make it the perfect way for parents to introduce their children to the practices and challenges of rifle shooting.

The courses of fire focus on the development of four shooting positions—prone, sitting, kneeling, and standing. While developing position skills (Bars 1-9), shooters should NOT concentrate on the development of just one position; they should begin to earn qualifying targets in all positions concurrently. Position bars may be obtained as they are earned without regard to numerical sequence.

BB GUN REQUIREMENTS

Rules

NRA 5-Meter BB Gun Rules apply.

Gun

Only a smoothbore, spring-type air gun may be used.

Sights

Telescopic sights are not allowed.

Ammunition

Lead or steel ball BBs.

Target and Distance Options

- TQ-40 (experimental) targets may be used at a distance of five meters (approximately 16.5 feet) for Pro-Marksman and Marksman levels only.
- The AR-4 target may be used at all levels.

Awards

- BB Gun Qualification Patch
- Skill Rockers
- Parchment Certificates for
- Medals and Medal Bar
- Skill Level Pins



AIR RIFLE REQUIREMENTS

Rules

NRA Sporter Air Rifle Position Rules apply.

Gun

Spring-piston or pneumatic (single-stroke, multi-pump, air, or CO₂ gas) air rifles with rifled barrels may be used.

Sights

Telescopic sights are not allowed.

Ammunition

Use .177 caliber skirted pellets.

Target and Distance Options

- TQ-18 targets may be used at a distance of 10 meters (approximately 33 feet) for Pro-Marksman and Marksman only.
- The AR-5 at 10 meters and TQ-5 at 25 feet may be used at all levels.

Awards

- Air Rifle Qualification Patch
- Skill Rockers
- Parchment Certificates
- Medals and Medal Bar
- Skill Level Pins



SMALLBORE RIFLE REQUIREMENTS

Rules

NRA Smallbore Rifle Rules apply.

Gun

Any safe .22 rimfire or .17 HMR rifle may be used.

Sights

Telescopic sights are not allowed.

Ammunition

.22 rimfire (short, long, long rifle) or .17 HMR.

Target and Distance Options

Use either A-17 or TQ-1 targets at a distance of 50 feet, or A-23 target at 50 yards.

Awards

- Rifle Qualification Patch
- Skill Rockers
- Parchment Certificates
- Medals and Medal Bar
- Skill Level Pins



See page 28 for information on qualification awards. Reference Materials on page 31.

COURSES OF FIRE

4-Position Stage Skill Course

Rating	Position	Shots Per Bullseye	Number of Bullseyes	Minimum Score Per Bullseye Using AR-4, A-17, A-23, TQ-1, TQ-5, TQ-18, or TQ-40 Target	Minimum Score Per Bullseye Using AR-5 Target
For Pro-Marksman through Expert ratings: 10 bullseyes (set of concentric scoring rings) must be fired for each rating. Each bullseye must contain five shots and the total score for the five shots must meet or exceed the required score. The 10 bullseyes do not have to be fired consecutively or in the same session. (Option - the number of shots per bullseye may be reduced if scoring becomes difficult. Example: three shots on one bullseye and two shots on another.)					
Basic Practical	This rating is achieved by completing the practical exercise conducted during an NRA Basic Rifle Course.				
Pro-Marksman	Any of the 5 pos.	5	10	20	15
Marksman	Any of the 5 pos.	5	10	25	20
Marksman 1st Class	Any of the 5 pos.	5	10	30	25
Sharpshooter	Any of the 5 pos.	5	10	35	30
While developing position skills (Bars 1 - 9), shooters should NOT concentrate on the development of just one position; they should begin to earn qualifying targets in all positions concurrently. Position bars may be obtained as they are earned without regard to numeric sequence.					
Bar 1	Prone	5	10	40	35
Bar 2	Sitting	5	10	30	25
Bar 3	Sitting	5	10	35	30
Bar 4	Sitting	5	10	40	35
Bar 5	Kneeling	5	10	30	25
Bar 6	Kneeling	5	10	35	30
Bar 7	Kneeling	5	10	40	35
Bar 8	Standing	5	10	30	25
Bar 9	Standing	5	10	35	30
Expert	Standing	5	10	40	35
For the Distinguished Expert rating: 10 strings, consisting of five bullseyes in each string, are required for each position. Two shots are fired on each bullseye. Each five-bull string must be fired as a complete unit and each bullseye in the string must meet or exceed the required score or the entire string must be refired. You may also attain this rating by achieving 372/400 or better in two NRA sanctioned 4-position competitions. (See Witness Requirements, page 3.)					
Distinguished Expert	Prone	2	10	18	15
	Sitting	2	10	18	15
	Kneeling	2	10	16	13
	Standing	2	10	16	13

4-Position Aggregate Course - 10 Shots Each Position

Rating	Required Score/Possible Score	Repetitions
Basic Practical	This rating is achieved by completing the practical exercise conducted during an NRA Basic Rifle Course.	
Pro-Marksman	180/400	2 times
Marksman	220/400	2 times
Marksman 1 st Class	272/400	2 times
Sharpshooter	316/400	3 times
Expert	356/400	3 times
Distinguished Expert	380/400 or better 10 times, or 372/400 or better in two NRA sanctioned 4-position competitions. (See Witness Requirements, page 3.)	



Light Rifle Qualification

◆ Prone or Benchrest ◆ Standing ◆ 3-Position

Many shooters do not own a special target rifle, but thoroughly enjoy shooting over-the-counter, .22 field and sporting rifles. If you are one of these shooters, the NRA Light Rifle Qualification Course is for you. Using your favorite field and sporting rifle, you can develop your marksmanship skills, progress through a series of ratings, and earn distinctive NRA Light Rifle Qualification rating awards.

Rules

The provisional light rifle rules contained in the *NRA Smallbore Rifle Rules* book apply, except where specific exceptions are made.

Gun

Any safe .22 or .17 HMR caliber rimfire rifle weighing 8.5 pounds or less (including sights and sling) may be used. Schuetzen-type butt plates and palm rests may not be used.

Sights

Any sights – metallic, optical, or electronic – may be used.

Target and Distance Options

A-17 target at 50 feet, two shots per bullseye. A-23/5 or A-31X (experimental) target at 50 yards, five shots per bullseye.

Course of Fire Options

Shooters may qualify for light rifle ratings using any one of the three courses of fire available: prone or benchrest, all standing, or 3-position (prone, kneeling, and standing). Body and/or gun support may be used at the Pro-Marksman rating level in all courses, and throughout the prone/benchrest course.

Awards

- Light Rifle Qualification Patch
- Skill Rockers
- Parchment Certificate
- Medals and Medal Bar
- Skill Level Pins



See page 28 for information on qualification awards. Reference Materials on page 31.



COURSES OF FIRE

Light Rifle Prone or Benchrest Course - 20 Shots

Rating	Number of Courses	Minimum Score Per Course/Possible Score
Basic Practical	This rating is achieved by completing the practical exercise conducted during an NRA Basic Rifle Course.	
Pro-Marksman	2	100/200
Marksman	2	125/200
Marksman 1 st Class	3	150/200
Sharpshooter	4	165/200
Expert	6	180/200
Distinguished Expert	191/200 or better 10 times, or 188/200 or better in two NRA sanctioned light rifle competitions. (See Witness Requirements, page 3.)	

Light Rifle Standing Course - 10 Shots

Rating	Number of Courses	Minimum Score Per Course/Possible Score
Basic Practical	This rating is achieved by completing the practical exercise conducted during an NRA Basic Rifle Course.	
Pro-Marksman	4	40/100
Marksman	6	50/100
Marksman 1 st Class	8	60/100
Sharpshooter	12	70/100
Expert	14	80/100
Distinguished Expert	91/100 or better 10 times, or 88/100 or better in two NRA sanctioned light rifle competitions. (See Witness Requirements, page 3.)	

Light Rifle 3-Position Course - 10 Shots Each Position

Rating	Number of Courses	Minimum Score Per Course/Possible Score
Basic Practical	This rating is achieved by completing the practical exercise conducted during an NRA Basic Rifle Course.	
Pro-Marksman	2	135/300
Marksman	2	150/300
Marksman 1 st Class	2	180/300
Sharpshooter	3	225/300
Expert	4	255/300
Distinguished Expert	275/300 or better 5 times, or 265/300 or better in two NRA sanctioned light rifle competitions. (See Witness Requirements, page 3.)	

American Rifleman Qualification

◆ Air Rifle 3-Position ◆ Smallbore Rifle 3-Position ◆ Smallbore Rifle Prone

In the American Rifleman Qualification Course, shooters develop smallbore rifle or air rifle 3-position shooting skills. The prone qualification program is designed to develop prone skills, first indoors at 50 feet, and then outdoors at 100 yards. The prone course culminates by having the shooter fire a Dewar Course (50 yards and 100 yards) to earn the 9th Bar, Expert, and Distinguished Expert ratings. The Dewar Course is the same course of fire that is used at the National Championships held at Camp Perry.



Rules

NRA *Smallbore Rifle Rules* apply to the Smallbore courses, except where specific exceptions are made. *NRA Precision Air Rifle Position Rules* apply to air rifle course.

Equipment

Use equipment as specified in “Section 3” of the NRA Rules Books.

Gun

Any .22 or .17 HMR caliber rimfire rifle or .177 caliber air rifle may be used.

Sights

Iron sights as specified in the NRA Rules Books may be used.

Positions

All prone or 3-position (a combination of prone, standing, and kneeling) are used.

Targets and Distances

Air Rifle:

AR-5 target at 10 meters.

Smallbore Rifle 3-Position Courses:

A-17 or A-36 target at 50 feet, A-23 or A-51 at 50 yards, or A-50 at 50 meters.

Smallbore Rifle Prone Course F-Class:

A-17 and A-36 targets at 50 feet, A-23 target at 50 yards, or A-25 target at 100 yards.

Awards

- American Rifleman Qualification Patch
- Skill Rockers
- Parchment Certificates
- Medals and Medal Bar
- Skill Level Pins



See page 28 for information on qualification awards. Reference Materials on page 31.

COURSES OF FIRE

American Rifleman 3-Position Aggregate Course - 10 Shots Each Position (Air Rifle or Smallbore Rifle)

Rating	Required Score/Possible Score	Repetitions
Basic Practical	This rating is achieved by completing the practical exercise conducted during an NRA Basic Rifle Course.	
Pro-Marksman	120/300	2 times
Marksman	150/300	4 times
Marksman 1 st Class	198/300	6 times
Sharpshooter	225/300	8 times
Expert	249/300	8 times
Distinguished Expert	273 or better 10 times, or 264 or better in two NRA sanctioned smallbore or air rifle competitions. (See Witness Requirements, page 3.)	

American Rifleman 3-Position Stage Skill Course (Air Rifle or Smallbore Rifle)

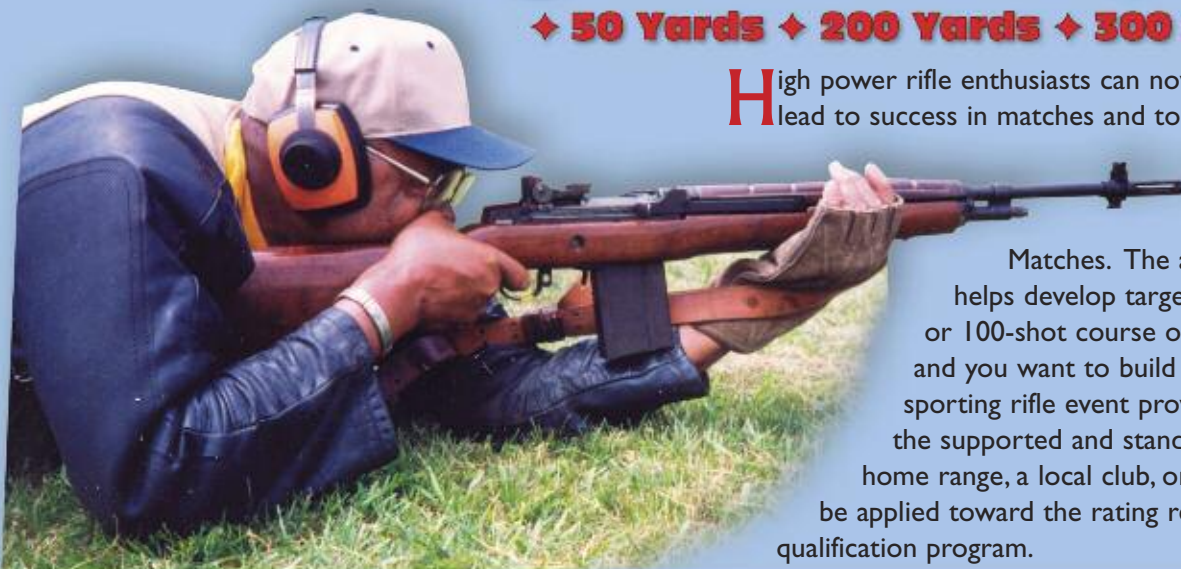
Rating	Position	Shots Per Bullseye	Minimum Score Per Bullseye/Possible Score	Repetitions
Basic Practical	This rating is achieved by completing the practical exercise conducted during an NRA Basic Rifle Course.			
Pro-Marksman	Prone	5	20/50	10 times
Marksman	Prone	5	25/50	10 times
Marksman 1 st Class	Standing	5	11/50	10 times
Sharpshooter	Kneeling	5	15/50	10 times
Bar 1	Prone	1 per bull/10 bulls	60/100	3 times
Bar 2	Prone	1 per bull/10 bulls	70/100	3 times
Bar 3	Prone	1 per bull/10 bulls	80/100	3 times
Bar 4	Standing	1 per bull/10 bulls	30/100	3 times
Bar 5	Standing	1 per bull/10 bulls	40/100	3 times
Bar 6	Standing	1 per bull/10 bulls	50/100	3 times
Bar 7	Kneeling	1 per bull/10 bulls	40/100	3 times
Bar 8	Kneeling	1 per bull/10 bulls	50/100	3 times
Bar 9	Kneeling	1 per bull/10 bulls	60/100	3 times
			Score Per Aggregate/Possible Score	
Expert	30-shot aggregate (10 shots each position), or 60-shot aggregate (20 shots in each position)		230/300 or 460/600 240/300 or 480/600 250/300 or 500/600	1 time 1 time 1 time
Distinguished Expert	60- or 120-shot aggregate 540/600, 1080/1200 or better 10 times, or 530/600, 1060/1200 or better in two NRA sanctioned smallbore or air rifle competitions. (See Witness Requirements, page 3.)			

American Rifleman Prone F-Class Course (Smallbore Rifle)

Rating	Distance	Target	Shots Per Bullseye	Minimum Score Per Bullseye/Possible Score	Repetitions
Basic Practical	This rating is achieved by completing the practical exercise conducted during an NRA Basic Rifle Course.				
Pro-Marksman	50 feet	A-36 target	5	25/50	4 times
Marksman	50 feet	A-36 target	5	30/50	4 times
Marksman 1 st Class	50 feet	A-36 target	5	35/50	4 times
Sharpshooter	50 feet	A-36 target	5	40/50	4 times
Bar 1	50 yards	A-23 target	5	35/50	4 times
Bar 2	50 yards	A-23 target	5	40/50	4 times
Bar 3	50 yards	A-23 target	5	45/50	4 times
Bar 4	50 yards	A-23 target	5	50/50	4 times
Bar 5	100 yards	A-25 target	10	60/100	4 times
Bar 6	100 yards	A-25 target	10	65/100	4 times
Bar 7	200 yards	A-21 target	20	140/200	4 times
Bar 8	200 yards	A-21 target	20	145/200	4 times
Dewar Course	20 shots (10 each bull), at 100 yards on A-25 target (2 record bulls on target, and 20 shots at 200 yards on A-21 target (1 record bull on target).				
Bar 9	Dewar			350/400	6 times
Expert	Dewar			370/400	6 times
Distinguished Expert	Dewar			385/400	10 times

High Power Rifle Qualification

◆ 50 Yards ◆ 200 Yards ◆ 300 Yards ◆ 600 Yards



High power rifle enthusiasts can now develop the shooting skills that lead to success in matches and tournaments with the aggregate competition course of fire. High power rifle shooting is the most popular event at NRA National Matches. The aggregate competition course helps develop target shooting skills using a 50-, 80-, or 100-shot course of fire. If hunting is your interest and you want to build your field shooting skills, the sporting rifle event provides a course of fire using both the supported and standing positions. Scores fired on a home range, a local club, or in a league or tournament can all be applied toward the rating requirements in either high power qualification program.

AGGREGATE COMPETITION COURSE

Rules

NRA High Power Rules apply.

Equipment

A sling may be used in all positions except standing. Telescopic sights, hook butt plates, and palm rests are not permitted.

Gun

Any safe U.S. military service rifle or centerfire rifle with metallic sights and a magazine capable of holding not less than five rounds may be used.

Ammunition

Any ammunition except tracer and incendiary ammunition is permitted. However, it is your responsibility to identify and follow all the rules of the range on which you are firing. Some ranges restrict the use of armor piercing ammunition as well.

Targets

On a 100-yard range: use SR-1 targets to simulate 200 yards, SR-21 targets to simulate 300 yards, and MR-31 targets to simulate 600 yards.

On a 200-yard range: use SR targets at 200 yards, SR-42 targets to simulate 300 yards, and MR-63 targets to simulate 600 yards.

On a 300-yard range: use the SR targets at 200 yards, SR-3 targets at 300 yards, and MR-63 targets to simulate 600 yards.

On a 600-yard range: use the SR targets at 200 yards, SR-3 targets at 300 yards, and MR-1 targets at 600 yards.

Firing Procedures

Qualification ratings may be earned by firing any one (50-, 80-, or 100-shot) course. All four stages must be completed in the same session to

count as one completed course of fire. Since score requirements are in percentages, different shot courses (50/80/100) may be used for each level.

The same safety precautions required in tournament shooting apply to qualification shooting. In the slow-fire stage, all rifles are loaded with only one cartridge at a time. In rapid-fire, shooters using service rifles first load and fire two rounds, then reload and fire eight rounds to complete the 10-shot string within the specified time limit. Shooters using other centerfire rifles initially load and fire five rounds, then reload and fire another five rounds.

Stage	Position	Time	Distance	Number of Shots	Number of Stages		
					50-Shot Course	80-Shot Course	100-Shot Course
1	Standing	Slow Fire: 10 minutes	200 yards	10	1	2	2
2	Standing to Sitting or Kneeling	Rapid Fire: 60 seconds	200 yards	10	1	2	2
3	Standing to Prone	Rapid Fire: 70 seconds	300 yards	10	1	2	2
4	Prone	Slow Fire: 20 minutes	600 yards	20	1	1	2

SPORTING RIFLE COURSE

Rules

The Sporting Rifle course of fire is governed by the rules listed in this booklet.

Guns

Any safe centerfire rifle weighing less than 9.5 pounds, including detachable magazines and sights, but excluding sling, may be used. Telescopic sights are permitted.

Equipment

Any equipment that is considered usual and customary for field use, such as coats with light padding at the shoulder/elbow and unpadded gloves, may be used. Special jackets, gloves, slings, set triggers, hooked butt plates, palm rests, and other devices

associated with formal competition shooting are prohibited.

Positions

Rest Position: Arms and elbows may be rested against the shooter's knees, or on the ground, or on a bench, table, sandbag, or other object to assist in holding the rifle steady. The rifle and shooter's hand may not touch the supporting device. The forward hand must grasp the forestock of the rifle ahead of the trigger guard.

Standing Position: Shooters stand erect on both feet. The rifle is supported only by the hands and the shoulder. The forward hand must grasp the forestock of the rifle, ahead of the trigger guard. The rifle butt

must be against the front of the shoulder.

Awards

Awards are for both the Aggregate Competition and Sporting Rifle

Courses:

- High Power Rifle Qualification Patch
- Skill Rockers
- Parchment Certificates
- Medals and Medal Bar
- Skill Level Pins



See page 28 for information on qualification awards. Reference Materials on page 31.

COURSES OF FIRE

High Power Rifle - Aggregate Competition Course

Rating	Required Percent	Repetitions
Any 50-, 80-, or 100-shot competition course of fire may be used.		
Basic Practical	This rating is achieved by completing the practical exercise conducted during an NRA Basic Rifle Course.	
Pro-Marksman	40% or better	2 times
Marksman	50% or better	2 times
Marksman 1 st Class	66% or better	3 times
Sharpshooter	75% or better	3 times
Expert	80% or better	3 times
Distinguished Expert	88% or better 10 times, or 84% or better in two NRA sanctioned high power competitions. (See Witness Requirements, page 3.)	

High Power - Sporting Rifle Course

Rating	Required Score	Repetitions
A total of 20 shots, 10 shots from the rest position and 10 shots from the standing position, on the A-23 target at 50 yards.		
Basic Practical	This rating is achieved by completing the practical exercise conducted during an NRA Basic Rifle Course.	
Pro-Marksman	80 or better (Option – all 20 shots may be fired from the rest position.)	2 times
Marksman	100 or better	3 times
Marksman 1 st Class	120 or better	3 times
Sharpshooter	140 or better	4 times
Expert	160 or better	6 times
Distinguished Expert	170 or better (See Witness Requirements, page 3.)	

Shotgun Qualification

◆ Trap ◆ Skeet
◆ Sporting Clays ◆ 5-Stand™



The Trap, Skeet, Sporting Clays, and 5-Stand™ courses of fire focus shooters on the whole (complete game) from the very beginning. In this way, shooters can develop their skills at the same time they participate in club shoots, leagues, and practice sessions. Any qualifying score fired in a club shoot, league, or practice session can be applied to the qualification rating the shooter is currently working on.

Whichever shotgun event you chose, you can improve your shotgun shooting skills with the proportioned and progressive challenges offered in the NRA Marksmanship Qualification shooting program.

Rules

Unless otherwise stated, the following rules apply:

Trap – Amateur Trapshooting Association (ATA) Rules. To obtain Trap rules, call (937) 898-4638 or go to www.shootata.com.

Skeet – National Skeet Shooting Association (NSSA) Rules. To obtain Skeet rules, call (800) 877-5338 or go to www.mynssa.com.

Sporting Clays and 5-Stand™ – National Sporting Clays Association (NSCA) Rules apply. To obtain the NSCA Sporting Clays/5-Stand™ rules, call (800) 877-5338 or go to www.mynsca.com/pubs.

NOTE: NSCA 5-Stand Sporting™ is a registered trademark of the National Sporting Clays Association.

Guns

Any safe shotgun, 12 gauge or smaller, may be used. Different gauges and different guns can be used for any round or rating.

Position

Shooters have the option of mounting the shotgun on the shoulder before calling for the target.

Ammunition

Any shotgun ammunition, factory or reloads, may be used. Be sure to check with the range or club for local ammunition restrictions.

Targets

Standard clay targets are used.

Round

In shotgun shooting the term “round” refers to a single series of 25 targets.

Awards

- Shotgun Qualification Patch
- Skill Rockers
- Parchment Certificates
- Medals and Medal Bar
- Skill Level Pins



See page 28 for information on qualification awards. Reference Materials on page 31.

COURSES OF FIRE

Trap or Skeet Course

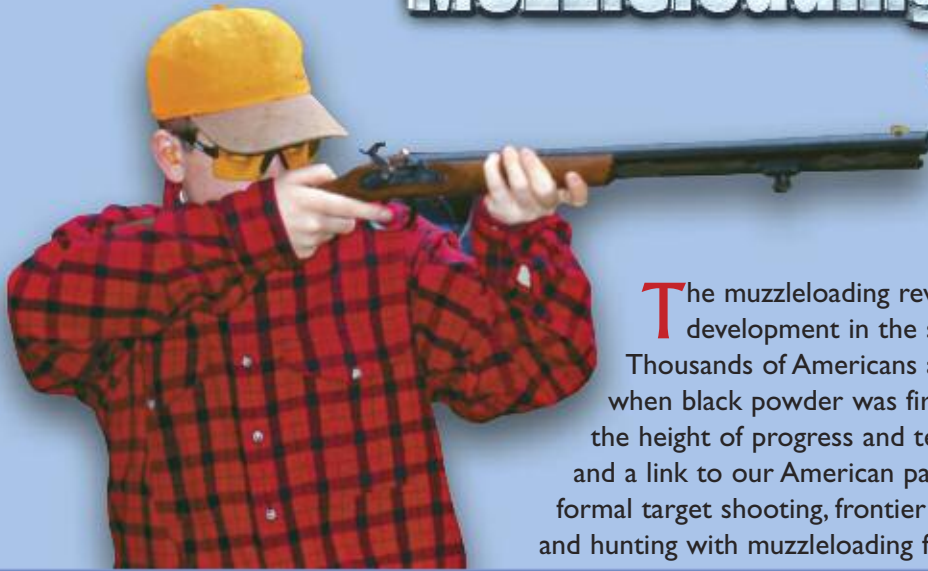
Rating	Scores	Repetitions
Basic Practical	This rating is achieved by completing the practical exercise conducted during an NRA Basic Shotgun Course.	
Pro-Marksman	11 or better out of 25 targets	2 times
Marksman	13 or better out of 25 targets	4 times
Marksman 1 st Class	15 or better out of 25 targets	6 times
Sharpshooter	17 or better out of 25 targets	6 times
Expert	19 or better out of 25 targets	10 times
Distinguished Expert	22 or better out of 25 targets 10 times, or 84 or better out of 100 targets in two ATA or NSSA registered shoots. (See Witness Requirements, page 3.)	

Sporting Clays or 5-Stand™ Course

Rating	Scores	Repetitions
Basic Practical	This rating is achieved by completing the practical exercise conducted during an NRA Basic Shotgun Course.	
Pro-Marksman	10 or better out of 50 targets	2 times
Marksman	16 or better out of 50 targets	4 times
Marksman 1 st Class	20 or better out of 50 targets	4 times
Sharpshooter	22 or better out of 50 targets	5 times
Expert	52 or better out of 100 targets	3 times
Distinguished Expert	60 or better out of 100 targets 3 times, or 57 or better out of 100 targets in two NSCA shoots. (See Witness Requirements, page 3.)	

Muzzleloading Qualification

◆ Rifle ◆ Musket ◆ Pistol
◆ Revolver ◆ Shotgun



The muzzleloading revival is probably the most unexpected development in the shooting sports during the last few decades. Thousands of Americans are returning to those times, centuries ago, when black powder was first developed and muzzleloading firearms were the height of progress and technology. They experience tradition, history, and a link to our American past by participating in Civil War skirmishes, formal target shooting, frontier rendezvous, novelty matches, turkey shoots, and hunting with muzzleloading firearms.

Rules

NRA Muzzleloading Rifle, Pistol, and Shotgun Rules apply, except where specific exceptions are made.

Guns and Equipment

Rifle: Any safe muzzleloading rifle may be used. Flintlock rifles must use a patched round ball. Percussion rifles may use any projectile. Flintlock and percussion-type ignitions will be considered equal in stature. Any metallic sight is allowed.

Military Small Arms (Musket): Any safe, original or reproduction, military (as issued by the United States, Confederate States, or by a state government) rifle, musket, carbine, or musketoon of .54, .58, or .69 caliber may be used. The projectile can be a hollow-base, Minie-type or swaged bullet. Original pattern sights must be used.

Pistol/Revolver: Any safe muzzleloading pistol or cap-and-ball revolver may be used. All shooting must be done with one hand, using only the arm to support the firearm.

Only metallic sights may be used. Open, fixed, or adjustable sights are allowed. The projectile may be a round ball or a conical bullet.

Shotgun: Any safe single- or double-barrel muzzleloading shotgun, that uses percussion cap or flintlock ignition, may be used.

Accessories: Slings, palm supports, cross-sticks, loading tubes, shooting coats, and gloves as described in the *NRA Muzzleloading Rifle, Pistol, and Shotgun Rules* may be used.

Targets

The B-17 target is used at all distances on ranges measured in meters. The B-19 target is used at all distances on ranges measured in yards. Standard clay targets are used for shotgun.

Powder

Only black powder or suitable substitute may be used.

Scoring

In all cases in which 13 shots are fired, *only the high 10 will be scored*. Due to the variation of calibers used, scoring is

done relative to the center of the ball or bullet hole. The center of the shot hole must at least touch a scoring ring to count that value. There are no time limits for completing a target.

Awards

- Muzzleloading Firearms Patch
- Skill Rockers
- Parchment Certificates
- Medals and Medal Bar
- Skill Level Pins



See page 28 for information on qualification awards. Reference Materials on page 31.

COURSES OF FIRE

Muzzleloading Rifle and Musket Course

Rating	Position/Distance	Shots	Score	Repetitions
Pro-Marksman	Benchrest or cross-sticks/25 yards	Best 10 of 13	40 or better	2 times
Marksman	Prone/50 yards	Best 10 of 13	45 or better	2 times
Marksman 1 st Class	Kneeling or sitting/50 yards	Best 10 of 13	55 or better	2 times
Sharpshooter	Standing/50 yards	Best 10 of 13	50 or better	2 times
The requirements for the next two ratings must be fired as an aggregate in the same session. If the required score is not met, the entire aggregate must be refired.				
Expert	Standing/50 yards Kneeling or sitting/50 yards Standing/100 yards Prone/100 yards	Best 10 of 13 Best 10 of 13 Best 10 of 13 Best 10 of 13	240 or better	2 times
Distinguished Expert	Standing/50 yards Kneeling or sitting/50 yards Standing/100 yards Prone/100 yards	Best 10 of 13 Best 10 of 13 Best 10 of 13 Best 10 of 13	265 or better 6 times, or 63% in two NRA or NMLRA sanctioned competitions. (See Witness Requirements, page 3.)	

Muzzleloading Pistol and Revolver Course

Rating	Position/Distance	Shots	Score	Repetitions
Pro-Marksman	Benchrest/25 yards	Best 10 of 13	35 or better	2 times
Marksman	Standing/25 yards	Best 10 of 13	45 or better	2 times
The next four ratings require the standard NRA course of fire: Best 10 of 13 shots standing at 25 yards <i>and</i> the best 10 of 13 shots standing at 50 yards.				
Marksman 1 st Class			110 or better	2 times
Sharpshooter			130 or better	2 times
Expert			150 or better	3 times
Distinguished Expert			165 or better 5 times, or 79% in two NRA or NMLRA sanctioned competitions. (See Witness Requirements, page 3.)	

Muzzleloading Shotgun Course

Rating	Score	Repeat	Score	Repetitions
	Skeet: Course of fire: 16 targets. Two targets at each station, singles, only.		Trap: Course of fire: 15 rounds, 3 targets each at station moved to within eight yards of the trap house.	
Pro-Marksman	6/16	2 times	5/15	2 times
Marksman	7/16	2 times	6/15	2 times
Marksman 1 st Class	8/16	2 times	7/15	2 times
Sharpshooter	9/16	3 times	8/15	3 times
Expert	10/16	5 times	9/15	5 times
Distinguished Expert	11/16 <i>or</i> 64% in two NRA or NMLRA sanctioned competitions. (See Witness Requirements, page 3.)	6 times	10/15 <i>or</i> 64% in two NRA or NMLRA sanctioned competitions. (See Witness Requirements, page 3.)	6 times

Hunter Marksmanship Qualification



◆ Rifles ◆ Pistols ◆ Shotguns
◆ Air Guns ◆ Muzzleloaders

Develop your marksmanship skills and earn Sport Shooting qualification ratings while you practice with your favorite hunting gun, target gun, or air gun. These specially designed skill building courses of fire are ideal for brand new shooters, particularly those who participate in NRA Basic Firearm Training Courses. In most of the Sport Shooting courses of fire, supported positions are used to speed the learning process. Sport Shooting qualification is the perfect way to begin your marksmanship training.

Rules

All rules and requirements for these qualification courses are listed on these pages.

Guns

Any safe air gun, rifle, pistol, shotgun, or muzzleloading firearm may be used.

Sights

Metallic, telescopic, or electronic sights are permitted.

Positions

Except for shotgun, firing is conducted in four positions: supported prone, supported sitting, supported kneeling, and supported standing. Pistols may be fired using two hands.

Support

Artificial support to brace both the body and the gun is allowed. Examples of artificial support include gun rest, barricade, log, bench, sandbag, cross-sticks, pillow, and table.

Time Limits

There are no time limits in any of the Sport Shooting courses of fire.

Target and Distance Options

Any target can be used providing the target is appropriate for the gun and is used at its specified distance. Some

targets have the gun and distance specifications printed on the face. Following are some target and distance options:

BB Gun: TQ-40 or AR-4 at five meters

Air Rifle: AR-4 at 5 meters, TQ-5 at 25 feet, and TQ-18 or AR-5 at 10 meters

Smallbore Rifle: TQ-1, TQ-36, A-17, or A-36 at 50 feet, or A-23 at 50 yards

High Power Rifle: A-23 at 50 yards, A-25 or SR-1 at 100 yards, or SR at 200 yards

Air Pistol: B-40 at 10 meters

Pistol: TQ-6 at 25 feet, B-2 or D-2 at 50 feet, B-4 at 20 yards, or D-1 at 25 yards

Muzzleloading Rifle: A-23, B-19 at 25/50 yards

Muzzleloading Pistol: B-8 at 25 yards, B-6 at 50 yards, or B-19 at 25/50 yards

Shotgun: See the Course of Fire for details.

See page 28 for information on qualification awards. Reference Materials on page 31.

Awards

- Sport Shooting Qualification Patch
- Skill Rockers
- Parchment Certificates for shotgun, high power rifle, hunting rifle, and muzzleloading rifle
- Parchment Certificates for air rifle, smallbore rifle, light rifle, and all pistol courses
- Medals and Medal Bar
- Skill Level Pins



Distinguished Expert

NRA will consider posting Distinguished Experts' photos to the "Trophy Gallery" section of the nra.huntersrights.org. You can mail a print of the photo to the NRA Program Coordinator, or email a digital image to: marksmanship@nrahq.org. The following information should be included with all photos: Hunter's Name, Hometown, Species, Hunt Location, type of firearm or bow, date of hunt, and any brief, special details.

To be considered, all photos must exhibit safe gun handling practices. Check carefully to see that no guns are pointed toward the camera or others in the photo. And if your local regulations require your animal to be "tagged immediately, or before moving," please do so before you take the photograph.

Submissions of a photo does not guarantee it will be posted.

COURSES OF FIRE

Hunter Marksmanship Courses

Rating	Air Rifle Smallbore Rifle Light Rifle	Shotgun	High Power Rifle Hunting Rifle Muzzleloading Rifle	Rimfire Pistol Centerfire Pistol Air Pistol
Basic Practical	This rating is achieved by demonstrating safe gun handling and completing the practical exercises conducted during an NRA Basic Course.			
Pro-Marksman	Any position, three shots (possible 30) — 15 or better, five times	Mounting — look in the mirror and bring the gun to shoulder while maintaining erect head and body position — repeat 25 times. Using pattern boards with a 30" circle at 25-30 yards, fire five shots with mounted gun and five shots with low gun (mount and shoot).	Prone — Fire five shots all in seven-ring or better	Any position, three shots (possible 30) — 15 or better five times
Marksman	Prone, three shots — 18 or better, five times	Pattern boards with 30" circle, 25-30 yards, five shots each stage. Stand 10' to the left of the pattern board. With mounted gun, swing slowly to board, shoot and continue swing (follow through) to 10' right of board. Repeat right to left. with low gun mount, repeat above course of fire.	Sitting — Fire five shots all in six-ring or better	Prone, three shots — 18 or better, five times
Marksman 1st Class	Sitting, three shots — 18 or better, five times	With mounted gun, shoot 25 straight away targets; score 15 or better. With mounted gun, shoot 13 targets flying from shooter's left to shooter's right; score eight or better. Shoot 12 targets flying from shooter's right to shooter's left; score seven or better.	Kneeling — Fire five shots all in six-ring or better	Sitting, three shots — 18 or better, five times
Sharpshooter	Kneeling, three shots — 16 or better, five times	Repeat Marksman 1st Class requirements using low gun position.	Standing — Fire five shots all in five-ring or better	Kneeling, three shots — 16 or better, five times
Bar 1	Standing, three shots — 16 or better, five times			Standing, three shots — 16 or better, five times
Bar 2	Prone, five shots (possible 50) — 35 or better, five times			Prone, five shots (possible 50) — 35 or better, five times
Bar 3	Sitting, five shots — 35 or better, five times			Sitting, five shots — 35 or better, five times
Bar 4	Kneeling, five shots — 32 or better, five times			Kneeling, five shots — 32 or better, five times
Bar 5	Standing, five shots — 32 or better, five times			Standing, five shots — 32 or better, five times
Bar 6	Prone, five shots — 40 or better, five times			Prone, five shots — 40 or better, five times
Bar 7	Sitting, five shots — 40 or better, five times			Sitting, five shots — 40 or better, five times
Bar 8	Kneeling, five shots — 37 or better, five times			Kneeling, five shots — 37 or better, five times
Bar 9	Standing, five shots — 37 or better, five times			Standing, five shots — 37 or better, five times
Expert	Fire 10 shots in each position consecutively (40-shot total). Score 340 (possible 400) or better four times.	Shoot three rounds (25 targets each round) of trap, skeet, or sporting clays. Score 20 or better each round.	Fire five shots in each position consecutively (20-shot total). Score 170 (possible 200) or better.	Fire 10 shots in each position consecutively (40-shot total). Score 340 (possible 400) or better four times.

Qualification Awards

In order to simplify the process of ordering Qualification Awards, the NRA has created packets containing the skill level items for each qualification program. These packets include the specific skill level patch rocker, certificate, and medal for Pro-Marksman, Marksman, Marksman First Class, Sharpshooter, Expert, and Distinguished Expert. The Skill Rating Packets are used for all courses of fire. Not included in the packet are the pins and discipline patches which are ordered separately depending on the course of fire in which you are participating. If you prefer not to order the entire packet, you may also order the items contained in the Skill Rating Packets individually. See pages 29-30 for individual costs and item numbers.

For pricing information, or to order visit the NRA Program Materials Center online at www.nrahq.org or call (800) 336-7402.



Skill Rating Packets

Pro-Marksman Packet

Item: EQ 20000

Contains one of each of the following:

- Pro-Marksman Rocker
- Pro-Marksman Parchment Certificate
- Pro-Marksman Medal

Marksman Packet

Item: EQ 20005

Contains one of each of the following:

- Marksman Rocker
- Marksman Parchment Certificate
- Marksman Medal

Marksman 1st Class Packet

Item: EQ 20010

Contains one of each of the following:

- Marksman 1st Class Rocker
- Marksman 1st Class Parchment Certificate
- Marksman 1st Class Medal

Sharpshooter Packet

Item: EQ 20015

Contains one of each of the following:

- Sharpshooter Rocker
- Sharpshooter Parchment Certificate
- Sharpshooter Bar
- 12 Sharpshooter Seals (attach to Parchment Certificate)
- Sharpshooter Medal (medal bars which attach to Sharpshooter Medal are sold separately on page 30)

Expert Packet

Item: EQ 20020

Contains one of each of the following:

- Expert Rocker
- Expert Parchment Certificate
- Expert Medal

Distinguished Expert Packet

Item: EQ 20025

Contains one of each of the following:

- Distinguished Expert Rocker
- Distinguished Expert Parchment Certificate
- Distinguished Expert Medal in presentation box (medal bars which attach to Distinguished Expert Medal are sold separately on page 30)



Qualification Awards

To order, call NRA Sales at (800) 336-7402 or visit the NRA Program Materials Center online at www.nrahq.org.

Discipline Patches

- EQ 10390 Rifle Silhouette
- EQ 10440 Rifle (Smallbore)
- EQ 11020 Light Rifle
- EQ 11010 American Rifleman
- EQ 11050 High Power Rifle
- EQ 10430 Position Air Rifle
- EQ 10380 Pistol Silhouette
- EQ 10460 Pistol
- EQ 11125 Handgun
- EQ 11016 International Air Pistol
- EQ 11015 International Air Rifle
- EQ 10420 BB Gun
- EQ 11030 Shotgun
- EQ 11060 Muzzleloading
- EQ 11040 Hunter Marksmanship
- WI 09957 Women On Target® Rifle Patch
- WI 09958 Women On Target® Pistol Patch
- WI 09959 Women On Target® Shotgun Patch



Rockers

- EQ 09562 Winchester
- EQ 11034 Trap
- EQ 11033 Skeet
- EQ 11037 Sporting Clays



Skill Rockers

- EQ 10470 Pro-Marksman
- EQ 10480 Marksman
- EQ 10490 Marksman 1st Class
- EQ 10500 Sharpshooter
- EQ 10510 Expert

(Rockers are used for all courses of fire.)
 *Distinguished Expert rocker is available only in the packet. Basic Practical Rocker is only available by taking an NRA Basic Training Course (see page 32 for more information).



Qualification Awards

Medals

- EQ 10511 Pro-Marksman
- EQ 10512 Marksman
- EQ 10513 Sharpshooter
- EQ 10514 Expert

**Distinguished Expert medal is available only in the packet.*



Medal Bars

Marksman 1st Class Bar attaches to the Marksman Medal:

- EQ 10900 Marksman 1st Class Bar

Sharpshooter Bars attach to the Sharpshooter Medal:

- EQ 10910 Bar 1
- EQ 10920 Bar 2
- EQ 10930 Bar 3
- EQ 10940 Bar 4
- EQ 10950 Bar 5
- EQ 10960 Bar 6
- EQ 10970 Bar 7
- EQ 10980 Bar 8
- EQ 10990 Bar 9

Distinguished Expert Bars attach to the Distinguished Expert Medal:

- EQ 11400 Pistol Bar
- EQ 11440 Shotgun Bar
- EQ 11491 Rifle Bar


(Medals and Medal Bars are used for all courses of fire.)



Parchment Certificates

- EQ 09552 Pro-Marksman
- EQ 09553 Marksman
- EQ 09554 Marksman 1st Class
- EQ 09556 Sharpshooter
- EQ 09557 Sharpshooter Bar
- EQ 09558 Expert

**Distinguished Expert certificate is available only in the packet.*



Pins

- EQ 10515 Pro-Marksman Pin
- EQ 10516 Marksman Pin
- EQ 10517 Marksman 1st Class Pin
- EQ 10518 Sharpshooter Pin
- EQ 10519 Expert Pin
- EQ 11350 Distinguished Expert Pin



(Pins are used for all courses of fire.)



NRA Materials

Rule Books

- CC 16410 NRA BB Gun Rules
 CA 16320 NRA Sporter Air Rifle Position Rules
 CA 16310 NRA Precision Air Rifle Position Rules
 CR 16750 NRA Smallbore Rifle Rules
 (includes Light Rifle Rules)
 CP 16650 NRA Pistol Rules
 CI 16490 International Rifle Rules
 CI 16500 International Pistol Rules
 CB 16380 Muzzleloading Rifle, Pistol, and
 Shotgun Rules
 CH 16420 High Power Rifle Rules
 CH 16430 High Power Sporting Rifle Rules
 CS 16820 Rifle Silhouette Rules
 CS 16830 Pistol Silhouette Rules



Shooting Handbooks

- EF 13270 The Basics of Pistol Shooting
 EF 13180 The Basics of Rifle Shooting
 EF 09450 Junior Rifle Shooting Handbook
 EF 13360 The Basics of Shotgun Shooting
 EF 09180 The Skeeter's Guide – A Companion
 for Beginning Skeet Shooters
 EF 14350 The Muzzleloading Pistol Handbook
 EF 14290 The Muzzleloading Rifle Handbook
 EF 14410 The Muzzleloading Shotgun Handbook
 EF 25828 NRA Guide to the Basics of Personal
 Protection In The Home

Safety and Program Information

- EF 09181 Neighborhood Air Gun Programs
 EM 09459 Developing Your Youth Shooting
 Sports Program
 EM 09457 NRA Youth Clubs
 ES 11532 Smart and Safe: Handling Your Firearm
 ES 14080 NRA Gun Safety Rules
 ES 12852 A Parent's Guide to Gun Safety (pack of 25)
 EQ 09526 Qualification Program League/Club
 Standings Poster
 ES 14240 Safe Gun Handling Poster
 ES 11560 Fundamentals of Gun Safety Video
 EM 13660 Coaching Ethics Code
 CT 19710 NRA Guide to Competitive Shooting
 Programs
 CT 17550 Tournament Operations Guide
 EM 09415 Materials Catalog



What Can You Do Next?

If you are interested in advancing into higher levels of the shooting sports, NRA offers numerous programs that can help you develop and test your shooting skills. Some of these programs include basic firearm training, postal matches, leagues, tournaments, camps, and much more.

NRA Basic Training Courses

Another valuable resource available to you is the NRA's network of trained instructors and coaches. All across the country, instructors provide the NRA Basic Training Courses. These courses include:

- Basics of Pistol Shooting
- Basics of Rifle Shooting
- Basics of Shotgun Shooting
- Basics of Muzzleloading Rifle, Pistol, and Shotgun Shooting
- Home Firearm Safety
- Personal Protection In The Home
- Personal Protection Outside the Home
- Reloading

Everyone is encouraged to take an NRA Basic Training Course. After basics, NRA coaches or instructors can help you improve your shooting techniques as well as your chances for success in competitive shooting programs. To obtain a list of instructors, clinics and/or coaches in your area, call the NRA Training Department (703) 267-1430 or visit www.nrahq.org.

Competitive Shooting


A good development program like qualification shooting helps the participant learn shooting skills and then introduces the shooter to other steps of development. The Distinguished Expert rating in the qualification program, for example, encourages shooters to fire their qualifying scores in NRA sanctioned competition. Competitive shooting

exposes the shooter to other developmental challenges and different shooting venues.

If you want to try competitive shooting, study the rule book for the event you are interested in and acquire a subscription to NRA's *Shooting Sports USA*. This monthly publication lists all of the NRA sanctioned tournaments by gun (high power rifle, air pistol) and by tournament level (state, sectional, local). To obtain rule books, contact NRA Sales at (800) 336-7402. For a subscription to *Shooting Sports USA*, call (800) 672-3888. You may also purchase rule books and subscribe to the magazine on NRA's Web site at www.nrahq.org.

NRA Postal Matches

Another shooting activity that helps you test your skills is the NRA Postal Program. Postal matches are non-sanctioned competitions fired at the shooter's local/home range. The fired targets are then mailed (hence the name) to the NRA postal program coordinator. The targets are scored and a results bulletin is prepared and mailed to the participants. The conditions of each match are specified in the postal program. Popular postal matches have shooters from all over the country participating in the event. Currently, programs are available for junior and adult shooters in conventional and centerfire pistol. There are also 3- and 4-position smallbore rifle programs open to everyone. In addition, NRA offers postal matches specifically designed



for various organizations:

JROTC, VFW, DeMolay, 4-H, Boy Scouts of America, BSA Venturing, and the Royal Rangers. For more information, call the NRA Postal Program Coordinator at (703) 267-1482. The postal matches are also available online at the NRA competitive shooting Web pages at www.nrahq.org.

NRA National Junior Training Camps

Junior shooters who want to learn more about smallbore rifle competitive shooting can apply to attend the NRA National Intermediate Junior Smallbore Rifle Camp. The camp is held during the National Prone matches at Camp Perry, Ohio, in July. The NRA National Intermediate Camp is open to all junior shooters who possess a classification (normally Marksman or Sharpshooter) on a first-come, first-serve basis. The skills taught are designed to develop a junior shooter to the advanced level and are taught by hand selected Certified Smallbore Rifle Coaches.

Applications are limited to the first 72 shooters who apply on a first-come-first-serve basis. Contact the NRA at (703) 267-1411 for more information.

Junior Shooters who aspire to the higher levels of training in pistol, shotgun, and smallbore rifle should consider the NRA Advanced Junior Shooting Camps (AJSC). The NRA AJSC teaches advanced shooting techniques, provides the shooters with classroom instruction about rules, college programs, nutrition, mental focus, and more. The camp features a lot of one-on-one coaching, a physical training section, and an evening academic environment.

Admission to an NRA AJSC is by application only and, depending on

range availability, is open to the best applicants. The application considers performance, mental training program, physical training program, and an athlete's grade point average. Dates, locations, deadlines, and applications can be found on the NRA Web site at www.nrahq.org, under Education and Training (Coach Programs).

NRA Shooting Sports Camps

NRA Shooting Sports Camps are conducted around the country by local level clubs. Most camps are family-oriented, anyone can attend. Camp themes include:

- Safety and Firearm Education Camps
- Basic Shooting Camps
- Competition Camps
- Hunter's Camps
- Youth SportsFests
- Special Interest Camps
- NRA/ATA Trap Camps
- NRA/NSSA Skeet Camps
- NRA Days

NRA Shooting Sports Camp schedules are listed on the NRA's Web site at www.nrahq.org under the Education and Training Programs section. If you would like information on how to conduct a camp at your club, call (703) 267-1591.

Youth Hunter Education Challenge

The Youth Hunter Education Challenge (YHEC) program promotes the further development of the basic hunting skills introduced in state and provincial hunter education programs. YHEC provides young hunters with hands-on training and experience that will help them be safe, responsible, and successful in the field. For more information, call NRA's Hunter Services at (703) 267-1523 or visit online at www.nrahq.org.

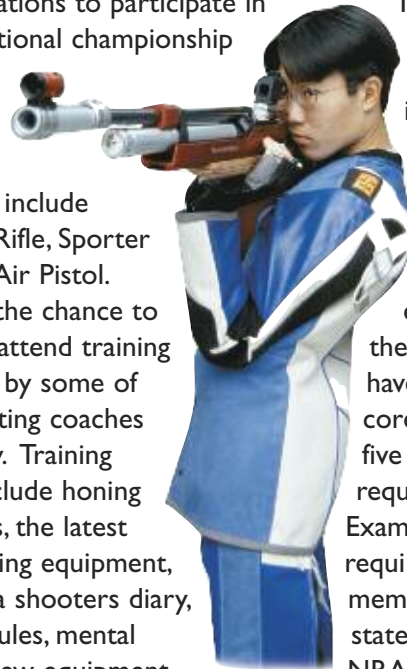
NRA National Junior Air Gun Championship and Training Summit

Each year, the NRA invites NRA State Associations, local-level clubs, and youth organizations to participate in an exciting national championship and special training classes.

Competitions include Precision Air Rifle, Sporter Air Rifle, and Air Pistol. Shooters get the chance to compete and attend training classes taught by some of the best shooting coaches in the country. Training topics may include honing your positions, the latest techniques, using equipment, how to keep a shooters diary, competition rules, mental training, and new equipment.

The training summit is not just for the youth participants. Training workshops are offered to coaches as well. Coaches will learn more about how to improve the fundamental shooting techniques and positions of their shooters, the latest training methods, other programs in which they can get their club involved, and how to apply for grants and funding programs.

For more information about the NRA National Junior Air Gun Championship and Training Summit, the event dates, and location, contact the NRA Competitions Division at (703) 267-1477. You may also visit www.nrahq.org/compete.



Outstanding Achievement Youth Award

The NRA Outstanding Achievement Youth Award recognizes NRA Junior Members, 18 years and under, who take an active part in the shooting sports through individual and team participation, educational pursuits, and accomplishments.

All NRA Junior Members are eligible to receive the award once they have completed five core requirements and five elective requirements.

Examples of the requirements include: being a member of a local shooting club or state association, completing an NRA Basic Training Course, earning a rating in any discipline through the NRA Marksmanship Qualification Program, completing a state-sponsored hunter education course, competing in a tournament or postal match, and volunteering at a local *Friends of NRA* event.

Once a participant meets the requirements, he or she will receive the official NRA Youth Award Medal recognizing his or her accomplishment. Three National Winners will be selected to receive monetary scholarships.

For more information and an application, call the NRA Youth Programs at (703) 267-1505 or visit online at www.nrahq.org/youth.



NRA Programs and Opportunities

NRA Membership

Adults and youths can become individual members of the NRA.

Adult members receive their choice of NRA monthly publications: *American Rifleman*, *American Hunter*, or *America's 1st Freedom*. Youth members (18 and under) receive *InSights* magazine. To join NRA or for additional information regarding membership benefits, call (800) NRA-3888 or visit online at www.nrahq.org.



NRA Clubs

NRA has affiliated clubs all across the country. This network of clubs offer a variety of sporting opportunities. Any group that conducts a program with firearm safety and shooting sports activities can affiliate with the NRA. NRA clubs include hunting and sporting clubs, shooting teams, 4-H clubs, Boy Scout troops, Royal Rangers, the National High School Rodeo Association, FFA and DeMolay chapters, VFW and American Legion posts, and collegiate clubs.

For more information on affiliation benefits or to find an NRA club in your area, call (800) NRA-CLUB, or visit online at www.nrahq.org.

Friends of NRA

Need funding to help start your NRA Marksmanship Qualification Program? The NRA Foundation's *Friends of NRA* Grant Program can help you obtain the funds necessary to get a program started or enhance an existing one. The monies raised by each state's

Friends of NRA program are used to support qualified educational and developmental programs.

You may apply for a grant through your state's *Friends of NRA* State Fund Committee. Each state establishes a committee, led by the state NRA Field

Representative, which reviews grant applications and recommends awards. Since each state has its own committee deadlines and meeting dates, it is essential that you contact your state NRA Field Representative to inquire about submission deadlines and other requirements.

To obtain a grant application form and your state NRA Field Representative's telephone number, call (703) 267-1131. The grant application may also be printed from The NRA Foundation's Web site at www.nrafoundation.org.

Become an NRA Certified Instructor or Coach

NRA offers training and certification for people to become firearm instructors and coaches. For people with a knowledge of firearms and a desire to share that knowledge with their community, NRA offers a variety of instructor certifications and three levels of coach training.

NRA Instructors are trained to conduct NRA Basic Firearm Training Courses, using the NRA's comprehensive outlines and lesson plans, student handbooks, and more. Qualified people who complete the

instructor training program are certified to teach one or more of the following courses:

- Basic Pistol Shooting
- Basic Rifle Shooting
- Basic Shotgun Shooting
- Basic Muzzleloading Pistol Shooting
- Basic Muzzleloading Rifle Shooting
- Basic Muzzleloading Shotgun Shooting
- Personal Protection
- Home Firearm Safety
- Metallic Cartridge Reloading
- Shotgun Shell Reloading
- Range Safety Officer

The Coach Education Program

provides the tools and techniques to prepare people for successful competitive shooting. Through coach schools, clinics, conferences, and camps participants learn the most current techniques, coaching philosophy and methodology to coach shooters in competition. The program, administered by the NRA, is a cooperative effort between the NRA, USA Shooting, the Civilian Marksmanship Program (CMP), and the Amateur Trapshooting Association (ATA).

For more information on becoming an NRA Certified Instructor or Coach, call (703) 267-1430 or visit www.nrahq.org/education.

Join

the Red  ClubSM

ADD VALUE TO YOUR HUNT

Looking for the latest news, tips, and special offers from Winchester? The Red W Club[®], an online community of Winchester's most passionate advocates, is a great place to get it – plus much more.

As a member, you'll receive exclusive e-news and be among the first to know about new products and special offers. It's also your chance to provide feedback directly to Winchester based on your experiences and insight. If Winchester is your brand, then this is your club.

Join the tens of thousands of Winchester advocates who call The Red W Club home.

Go to Winchester.com to get started today!

Ensuring The Future

Now more than ever, the demand for youth programs is growing at an unprecedented rate. The NRA Foundation is meeting this challenge by providing millions of dollars to fund these vital programs. To assure that this growth is sustained, the foundation is actively building a permanent endowment fund to ensure financial support for the future.

To date, The NRA Foundation has funded thousands of grants totaling more than \$60 million, with youth programs in particular receiving more than half of all grant dollars awarded. With so many extraordinary programs developed specifically for youth, the opportunities for investment are numerous.

NRA youth programs that receive endowment funding include:

- NRA Shooting Sports Camp Program
- Winchester/NRA Marksmanship Qualification Program
- NRA Youth Hunter Education Challenge
- NRA Youth Education Summit
- NRA Neighborhood Air Gun Program
- NRA Training Programs

If these and other youth programs could be funded entirely through endowment income, the future of the shooting sports would be secure for generations. No other organization in

the country can make this kind of commitment to the future of hunting and the shooting sports, yet there is still a long way to go before our funding needs are met. It is our hope to secure the funding necessary to endow these programs for years to come. The NRA Foundation takes pride in investing in the future of our precious firearm heritage, and we hope that those who embrace these American ideals will join us as we strive to leave a legacy of tradition and freedom for our children.

For more information, please contact The NRA Foundation, at (800) 423-6894, or visit our Web site at www.nrafoundation.org.



Join the NRA

To join NRA visit online at www.NRA.org or call 1-877-NRA-2000.

- Regular One-Year Membership.....\$35.00
- *Subtract Special Marksmanship Qualification DISCOUNT-\$10.00
- COST OF DISCOUNTED MEMBERSHIP.....\$25.00**
- Junior Membership (*Juniors automatically receive InSights Magazine*)\$15.00
- TOTAL COST OF MEMBERSHIP(S)\$ _____**

You get your choice of one of these magazine:

- American Rifleman
- American Hunter
- America's 1st Freedom

*Reference Offer Code: **RECRUITER ID#: XR018429**

Winchester/NRA Marksmanship Qualification Program

Course of Fire _____

Gauge or Caliber _____

Shooter's Name _____

NRA Member Number _____

Skill Rating	1		2		3		4		5		6		7		8		9		10		
	Score	Date	Score	Date	Score	Date	Score	Date	Score	Date	Score	Date	Score	Date	Score	Date	Score	Date	Score	Date	
Basic Practical	This rating is achieved by completing exercise conducted during an NRA Basic Course																				
Pro-Marksman																					
Marksman																					
Marksman 1st Class																					
Sharpshooter																					
Bar 1																					
Bar 2																					
Bar 3																					
Bar 4																					
Bar 5																					
Bar 6																					
Bar 7																					
Bar 8																					
Bar 9																					
Expert																					
Distinguished Expert																					

This may be copied and/or duplicated

Winchester/NRA Marksmanship Qualification Program

Course of Fire _____ Gauge or Caliber _____

Shooter's Name _____ NRA Member Number _____

Skill Rating	1	2	3	4	5	6	7	8	9	10
	Score Date	Score Date	Score Date	Score Date	Score Date	Score Date	Score Date	Score Date	Score Date	Score Date
Basic Practical	This rating is achieved by completing exercise conducted during an NRA Basic Course									
Pro-Marksman										
Marksman										
Marksman 1st Class										
Sharpshooter										
Expert										
Distinguished Expert										

This may be copied and/or duplicated